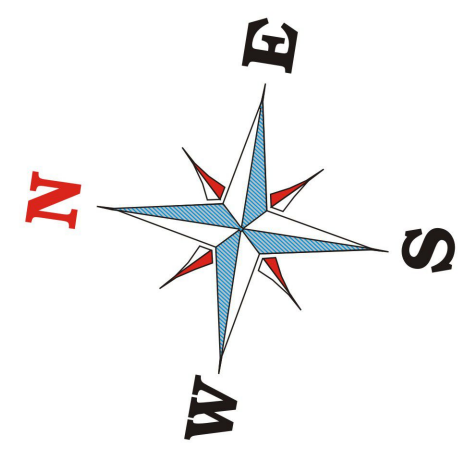
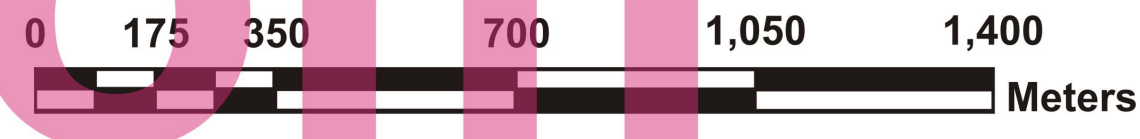
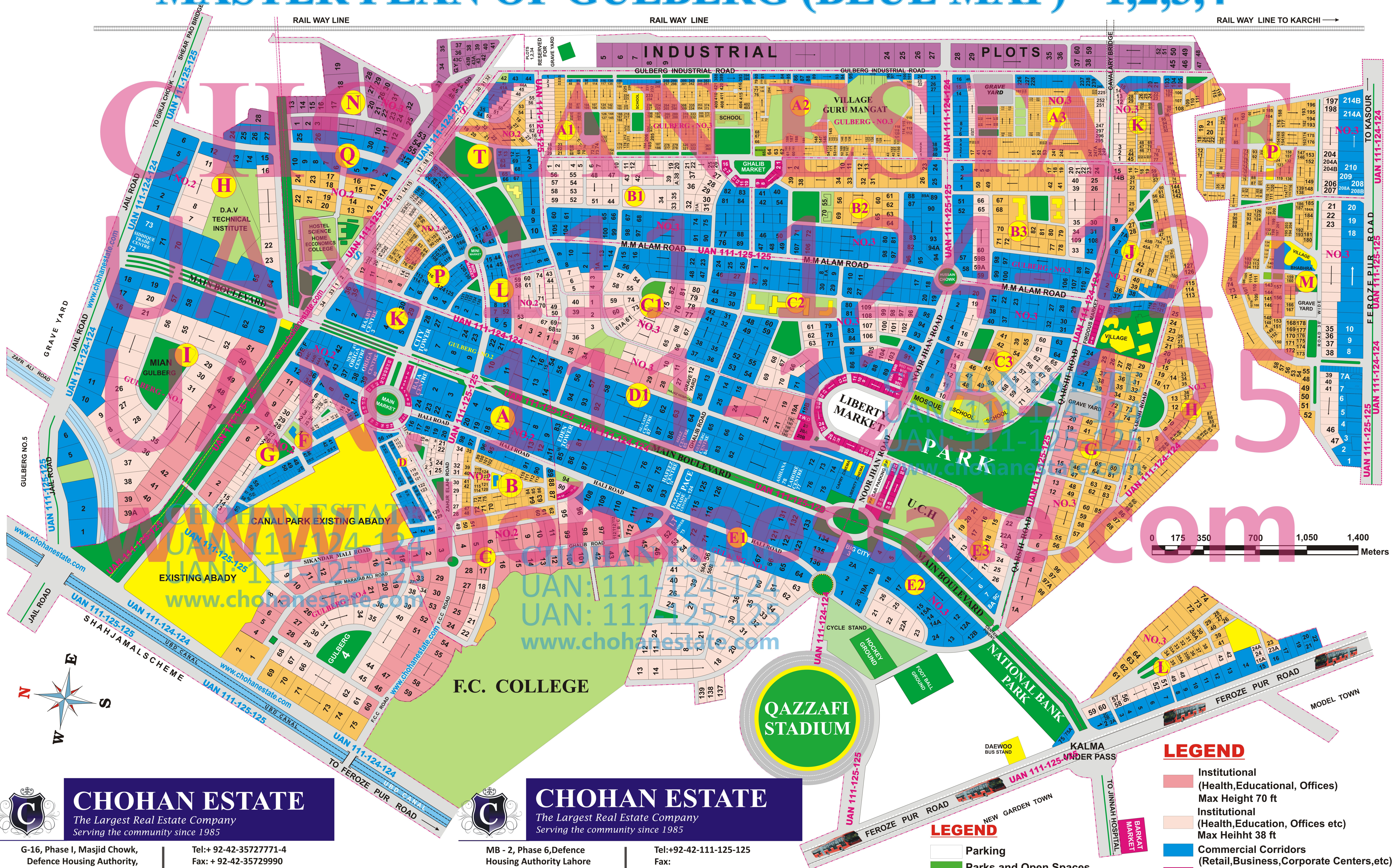


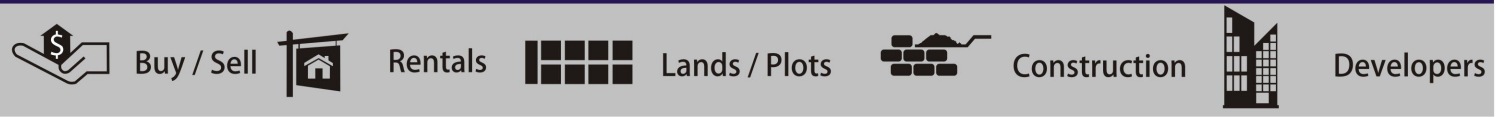
MASTER PLAN OF GULBERG (BLUE MAP) - 1,2,3,4



CHOHAN ESTATE
The Largest Real Estate Company
Serving the community since 1985

G-16, Phase I, Masjid Chowk,
Defence Housing Authority,
Lahore Cantt, Pakistan.
Tel: +92-42-35727771-4
Fax: +92-42-35729990
Email: info@chohanestate.com

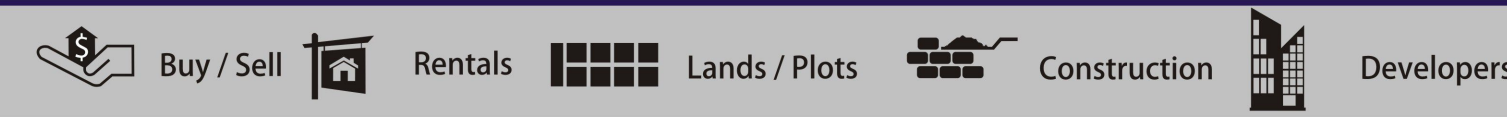
111 124 124 - www.chohanestate.com



CHOHAN ESTATE
The Largest Real Estate Company
Serving the community since 1985

MB - 2, Phase 6, Defence
Housing Authority Lahore
Cantt, Pakistan.
Tel: +92-42-111-125-125
Fax:
Email: info@chohanestate.com

111 125 125 - www.chohanestate.com



LEGEND

- Parking
- Parks and Open Spaces
- Public Sector Institutional
- Residential Zone
- Block Boundary

LEGEND

- Institutional (Health, Educational, Offices)
Max Height 70 ft
- Institutional (Health, Education, Offices etc)
Max Height 38 ft
- Commercial Corridors (Retail, Business, Corporate Centers, etc)
- Commercial Market
- Existing Abadi
- Graveyard
- Industrial